



# The Pennsylvania Turnpike

## Simplified Map - Western Section

Website: [www.paturndpike.com](http://www.paturndpike.com)  
 Customer Service: **800.331.3414**  
 (Outside U.S., call 717.831.7601)



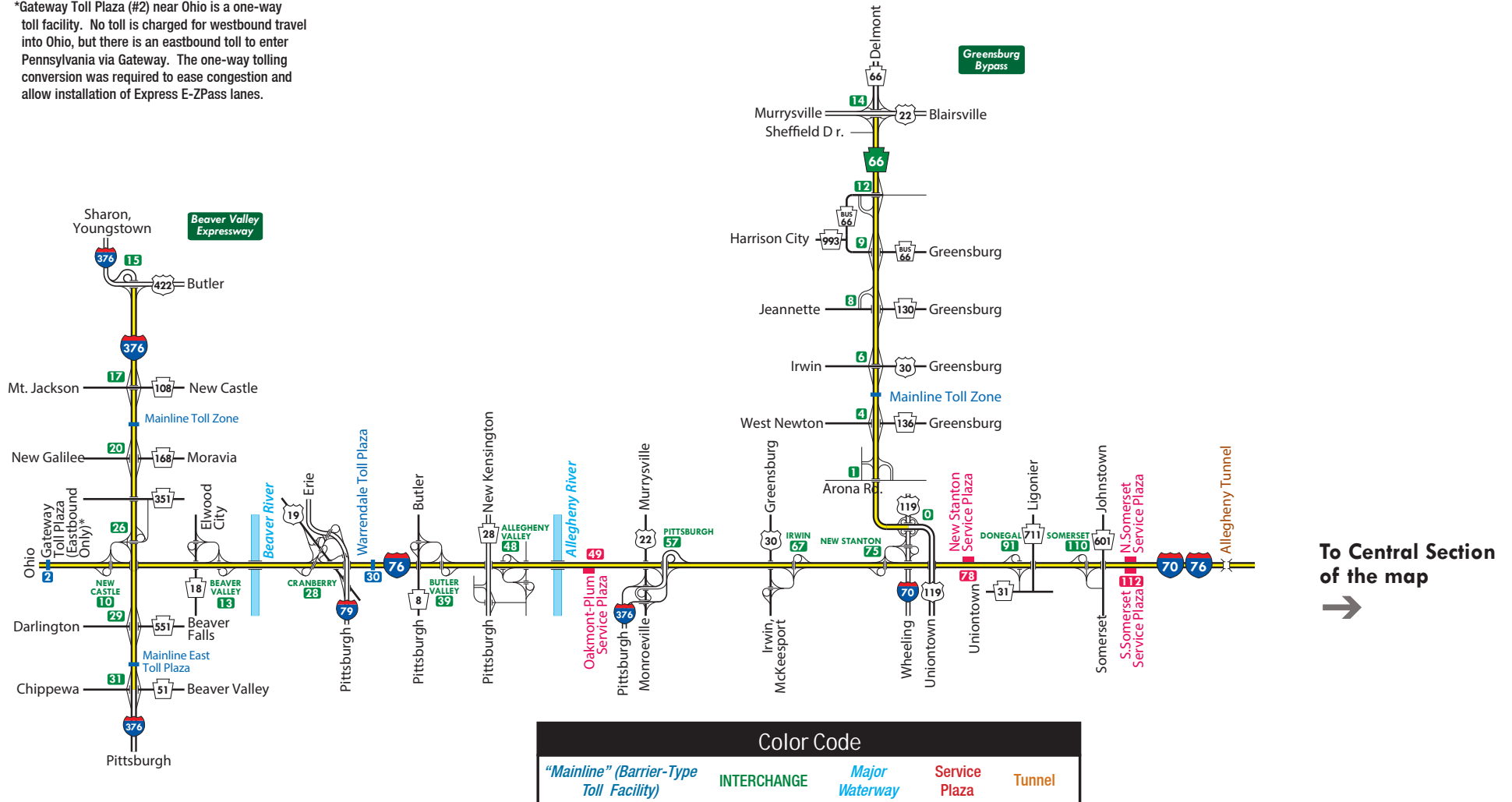
Travel Information: Dial 511 within PA  
 or 1-877-511-PENN(7366)  
 when calling from outside of PA,  
 or visit [www.511pa.com](http://www.511pa.com)

**E-ZPass** (877.736.6727)  
 Customer Service  
 (Outside U.S., call 717-561-1522)



\* **11** Emergency Assistance  
 on the Pennsylvania Turnpike

\*Gateway Toll Plaza (#2) near Ohio is a one-way toll facility. No toll is charged for westbound travel into Ohio, but there is an eastbound toll to enter Pennsylvania via Gateway. The one-way tolling conversion was required to ease congestion and allow installation of Express E-ZPass lanes.





# The Pennsylvania Turnpike

## Simplified Map - Central Section

Website: [www.paturndpike.com](http://www.paturndpike.com)  
 Customer Service: **800.331.3414**  
 (Outside U.S., call 717.831.7601)



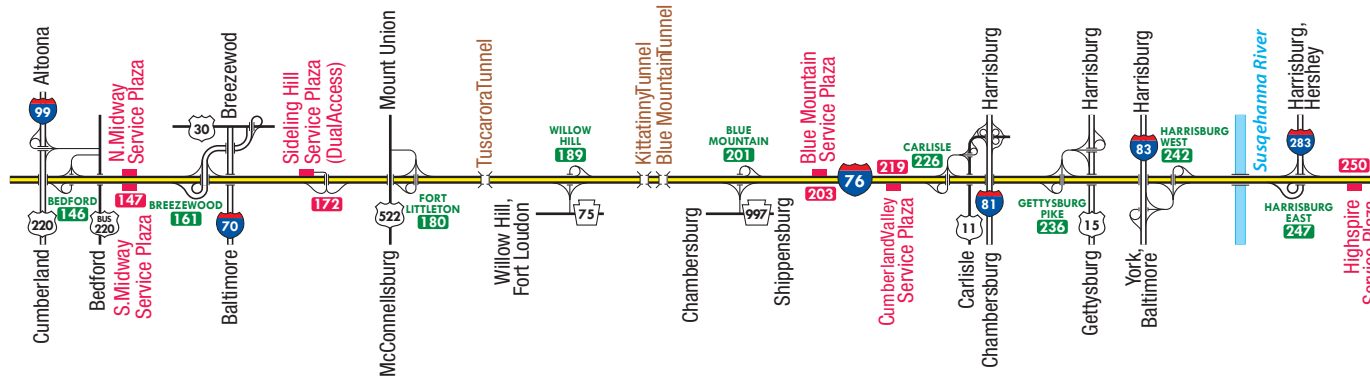
Travel Information: Dial 511 within PA  
 or 1-877-511-PENN(7366)  
 when calling from outside of PA,  
 or visit [www.511pa.com](http://www.511pa.com)

**E-ZPass** (877.736.6727)  
 Customer Service  
 (Outside U.S., call 717-561-1522)



**\*11** Emergency Assistance  
 on the Pennsylvania Turnpike

To Western Section  
 of the map



To Eastern Section  
 of the map



Color Code				
"Mainline" (Barrier-Type Toll Facility)	INTERCHANGE	Major Waterway	Service Plaza	Tunnel



# The Pennsylvania Turnpike

## Simplified Map - Eastern Section

Website: [www.paturnpike.com](http://www.paturnpike.com)  
 Customer Service: **800.331.3414**  
 (Outside U.S., call 717.831.7601)



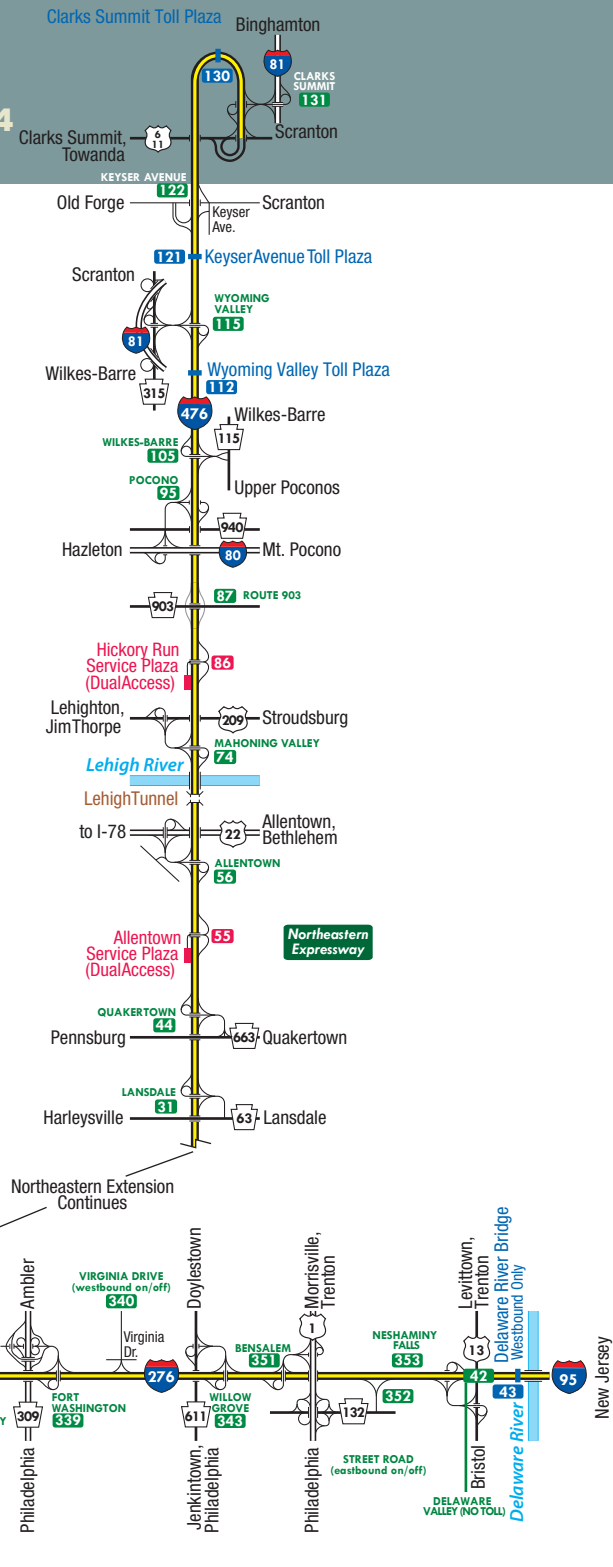
Travel Information: Dial 511 within PA or 1-877-511-PENN(7366) when calling from outside of PA, or visit [www.511pa.com](http://www.511pa.com)

**E-ZPass** (877.736.6727)  
 Customer Service  
 (Outside U.S., call 717-561-1522)



**\*11** Emergency Assistance on the Pennsylvania Turnpike

Color Code				
"MAINLINE" (BARRIER-TYPE TOLL FACILITY)	INTERCHANGE	MAJOR WATERWAY	SERVICE PLAZA	TUNNEL



To Central Section of the map

